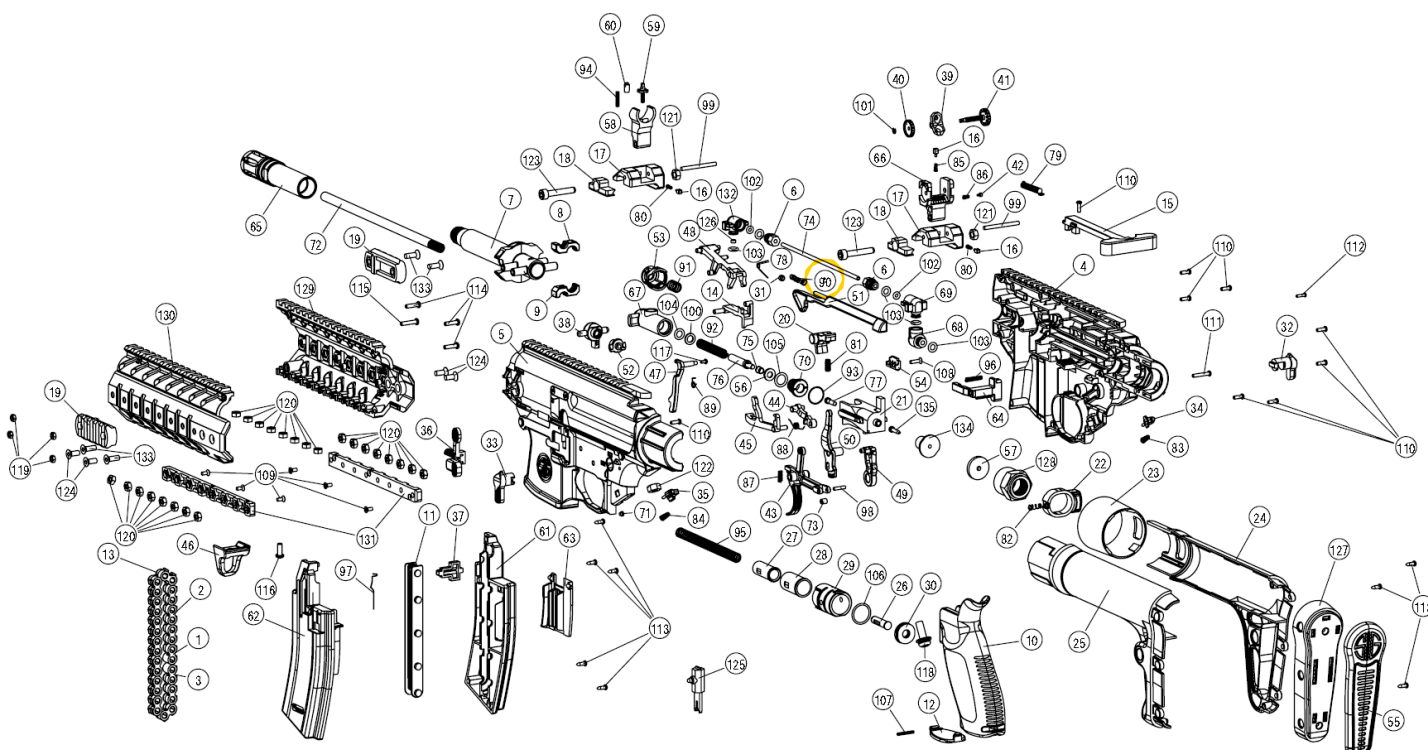


# MPX Exploded diagram



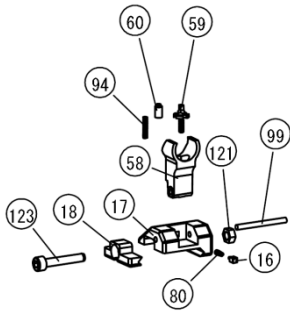
No.	Name of Parts	No.	Name of Parts	No.	Name of Parts	No.	Name of Parts
1	Clip End (for .177cal)	35	Safety Click Left	69	Valve Joint B	103	O-ring P5 1A
2	Clip Piece (for .177cal)	36	Dummy Bolt Release	70	Valve Rear Cap	104	O-ring P6 Urethane
3	Clip Head (for .177cal)	37	Caliber Indicator	71	Red Dot	105	O-ring P9 1A
4	Receiver Right	38	Chamber (for .177cal)	72	Inner Barrel (for .177cal)	106	O-ring S16 1A
5	Receiver Left	39	Diopter	73	Trigger Roller (for .177cal)	107	Spring Pin 2x16
6	O-ring Holder	40	Diopter Dial Left	74	Pipe $\phi 3 \times 0.5 \times 130$	108	2.6x10 Screw
7	Outer Barrel	41	Diopter Dial Right	75	Valve Packing Holder	109	2.6x6 Screw
8	Inner Barrel Nut A	42	Diopter Dial Click	76	Valve Pin	110	2.6x8 Screw
9	Inner Barrel Nut B	43	Trigger	77	Hit Pin	111	2.6x16 Screw
10	Grip	44	Trigger Arm	78	Clip Stopper Spring	112	2.0x8 Screw
11	Clip Guide	45	Trigger Bar	79	Cocking Handle Spring	113	2.6x8 Tapping Screw
12	Grip Cap	46	Knuckle Guard	80	Sight Plunger Spring	114	M3x12 Screw
13	Clip Joint	47	Nail	81	Sear Spring	115	M3x15 Screw
14	Clip Stopper	48	Nail Arm	82	Stock Catch Spring	116	M4x10 Screw
15	Cocking Handle	49	Nail Bar A	83	Safety Click Right Spring	117	2.0x4 Screw
16	Sight Plunger	50	Nail Bar B	84	Safety Click Left Spring	118	M6x18 Screw
17	Sight Base Right	51	Nail Bar C	85	Diopter Click Spring	119	Hexagon Nut M3
18	Sight Base Left	52	Nozzle (for .177cal)	86	Diopter Dial Click Spring	120	Hexagon Nut M4
19	Side Rail	53	Nozzle Holder	87	Trigger Spring	121	Hexagon Nut M5
20	Sear	54	Pipe Holder	88	Trigger Bar Spring	122	Hexagon Nut M6
21	Cylinder Block	55	Butt Pad	89	Nail Spring	123	M5x28 Bolt
22	Stock Catch	56	Valve Packing	90	Nail Bar C Spring	124	M4x10 Bolt
23	Stock Cap	57	Pierce Packing	91	Nozzle Spring	125	Sight Adjustment Wrench
24	Stock Right	58	Front Sight	92	Valve Spring	126	Filter
25	Stock Left	59	Post	93	Piston Ring	127	Butt Plate
26	Spring Guide	60	Post Click	94	Post Click Spring	128	Puncture Cover
27	Spring Guide A	61	Magazine Outer Right	95	Bolt Return Spring	129	Hand Guard Right
28	Spring Guide B	62	Magazine Outer Left	96	Magazine Catch Spring	130	Hand Guard Left
29	Spring Guide C	63	Magazine Cover	97	Latch Spring	131	Nut Holder
30	Spring Guide Base	64	Magazine Catch	98	Knurling Pin $\phi 2.5 \times 11$	132	Valve Joint C
31	Spring Base	65	Muzzle (for .177cal)	99	Knurling Pin $\phi 3 \times 34$	133	M4x12 Bolt
32	Safety Lever Right	66	Rear Sight	100	Valve Washer	134	Pierce Flange
33	Safety Lever Left	67	Valve Body	101	E-ring ETW2	135	Pierce Pin
34	Safety Click Right	68	Valve Joint A	102	O-ring P3 1A		

# MPX Sub Assembly list

## 136. Front Sight Assembly

Assembled by

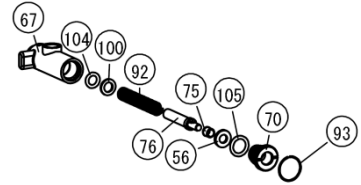
- |                      |                                  |
|----------------------|----------------------------------|
| 16. Sight Plunger    | 80. Sight Plunger Spring         |
| 17. Sight Base Right | 94. Post Click Spring            |
| 18. Sight Base Left  | 99. Knurling Pin $\phi$ 3.0 x 34 |
| 58. Front Sight      | 121. Hexagon Nut M5              |
| 59. Post             | 123. M5 x 28 Bolt                |
| 60. Post Click       |                                  |



## 138. Valve Assembly

Assembled by

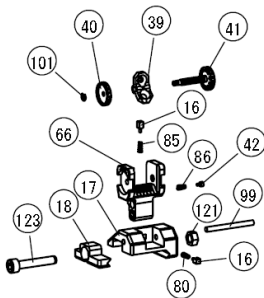
- |                          |                         |
|--------------------------|-------------------------|
| 56. Valve Packing        | 92. Valve Spring        |
| 67. Valve Body           | 93. Piston Ring         |
| 70. Valve Rear Cap       | 100. Valve Washer       |
| 75. Valve Packing Holder | 104. O-ring P6 urethane |
| 76. Valve Pin            | 105. O-ring P9 1A       |



## 137. Rear Sight Assembly

Assembled by

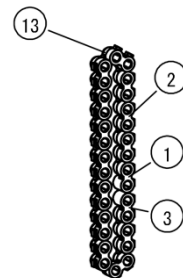
- |                        |                                  |
|------------------------|----------------------------------|
| 16. Sight Plunger      | 80. Sight Plunger Spring         |
| 17. Sight Base Right   | 85. Diopter Click Spring         |
| 18. Sight Base Left    | 86. Diopter Dial Click Spring    |
| 39. Diopter            | 99. Knurling Pin $\phi$ 3.0 x 34 |
| 40. Diopter Dial Left  | 101. E-ring ETW2                 |
| 41. Diopter Dial Right | 121. Hexagon Nut M5              |
| 42. Diopter Dial Click | 123. M5 x 28 Bolt                |
| 66. Rear Sight         |                                  |



## 139. Clip Assembly (for .177cal)

Assembled by

1. Clip End (for .177 Cal.)
2. Clip Piece (for .177 Cal.)
3. Clip Head (for .177 Cal.)
13. Clip Joint



# MPX Sub Assembly list

## 140. Magazine Box Assembly

Assembled by

11. Clip Guide

37. Caliber Indicator

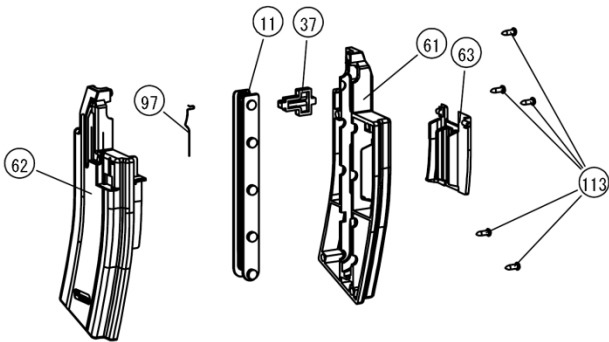
61. Magazine Outer Right

62. Magazine Outer Left

63. Magazine Cover

97. Latch Spring

113. 2.6 x 8 Tapping Screw



## 141. Stock Assembly

Assembled by

23. Stock Cap

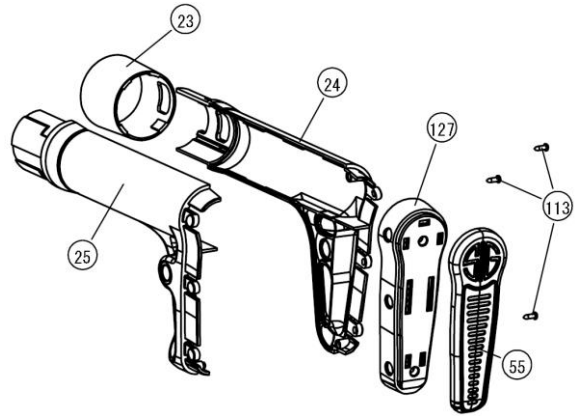
24. Stock Right

25. Stock Left

55. Butt Pad

113. 2.6 x 8 Tapping Screw

127. Butt Plate



## 142. Transfer Tube Assembly

Assembled by

6. O-ring Holder

69. Valve Joint B

74. Pipe  $\phi 3 \times t0.5 \times 130$

102. O-ring P3 1A

103. O-ring P5 1A

126. Filter

132. Valve Joint C

